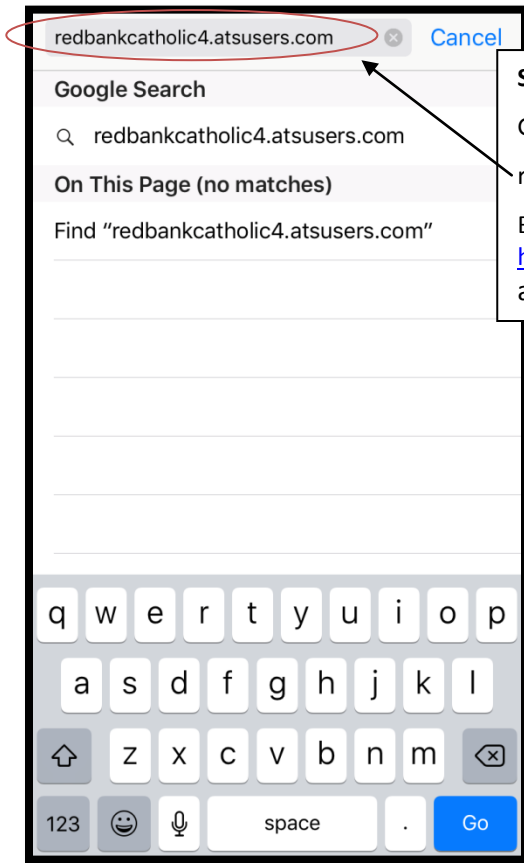



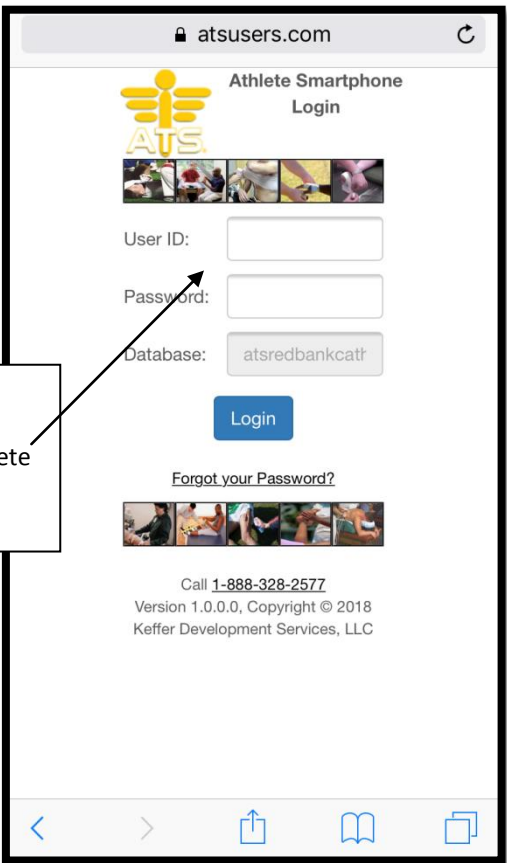
# Instructions for the ATS Athlete Portal

**Note:** The mobile option is only applicable to those with an existing Athlete ID and Password.



**Step 1:**  
Go to  
redbankcatholic4.atsusers.com.  
Be sure not to enter [www.](#) Or  
[http://](#) in front of the web  
address.

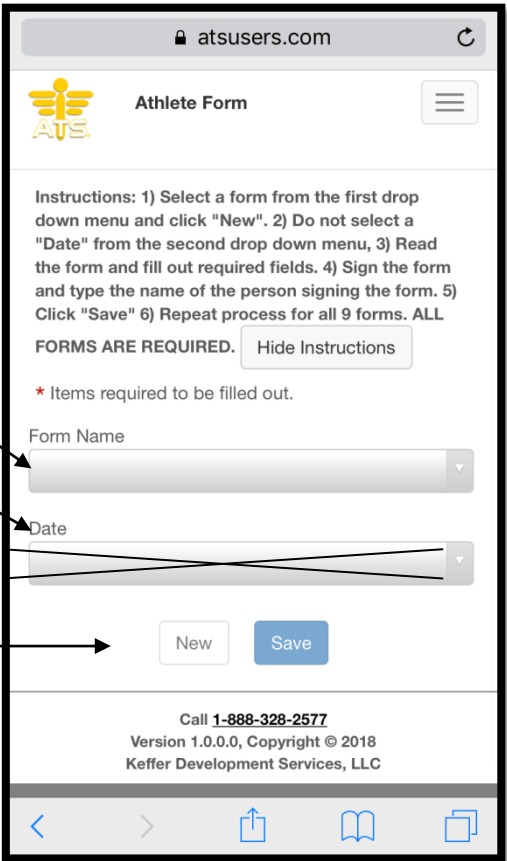
**Step 2:**  
Log in with your current Athlete  
ID and Password.



**Step 3:**  
Select "Athlete Forms".

**Step 4:**  
Select a form from the  
drop down menu.  
Do not select anything  
from the "date" menu.

**Step 5:**  
Click "New".



atsusers.com

Athlete/Student Signature:

*Please sign.*

\* Signed By:

Parent/Guardian Signature:

*Please sign.*

\* Signed By:

**Step 6:**  
 Fill in required fields.  
 (Not pictured)

Sign in box with finger.

Then type name of person signing.

Click "Sign".

Repeat Steps for second box.

**Step 7:**  
 Click "Save".

atsusers.com

Page 1 (Questions 1 to 1) of 1

Digitally Signed: 01/31/2018 4:16 PM

*Kelly White*

Signed By: Kelly White

Digitally Signed: 01/31/2018 4:16 PM

*John White*

Signed By: John White

Call 1-888-328-2577  
 Version 1.0.0.0, Copyright © 2018  
 Keffer Development Services, LLC

\*Repeat steps for all 9 forms.

\* Physical forms cannot be uploaded through the mobile method. This function is only available on a desktop.